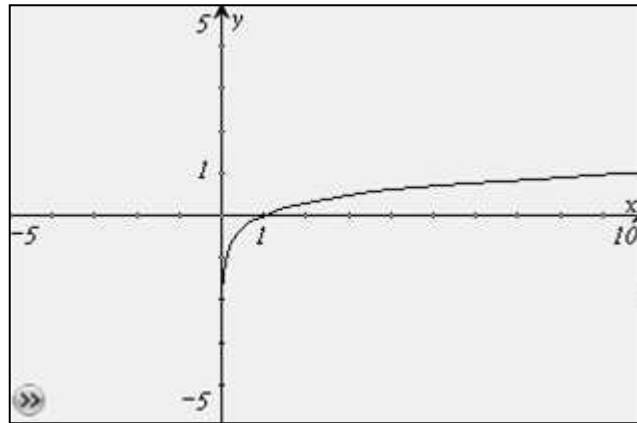
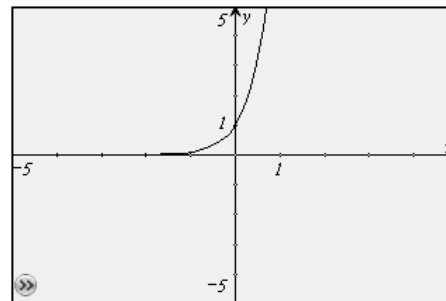


5. Which type of parent function is represented by the function graphed below?



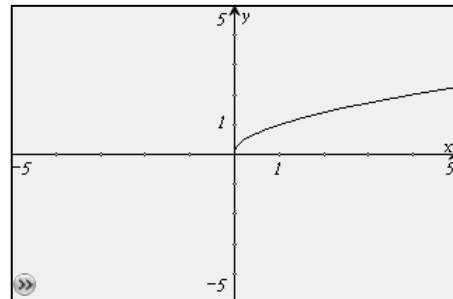
A Exponential

Incorrect. This is what the exponential parent graph looks like.



B Square Root Function

Incorrect. This is what the square root parent graph looks like.



C Logarithmic Function

Correct. The graph is the graph of the logarithmic parent function.

D Linear Function

Incorrect. This is what the graph of a linear parent function looks like.

